

Junior SAFEMark Evaluation Report

Introduction

The aims of Junior SAFEMark are to:

- Enable children to make informed transport choices.
- Provide children with the skills and knowledge to use public transport safely and sensibly.

Junior SAFEMark is designed for year 6 children: 10 and 11 year olds on the verge of transferring to high school. Many of these children face new and longer journeys to school. For the first time they may not be able to walk to school and must choose between the car and the bus.

Children often do not experience public transport until they transfer to high school. With no previous knowledge of what is expected of them in terms of conduct, they often adopt the poor behaviour habits of the older children on board. While others may not be confident enough to go on the bus and are driven to school, missing out on the opportunity to develop their independence.

The Junior SAFEMark workshops were held for one week in each district during the summer term. There are two workshops per day: morning 10-11.30 and afternoon 13.00 – 14.30. Between 30 and 60 children attended each workshop.

- The Partners – Bus operators, Road Safety and LEA helped to plan and run the workshops
- The Venues - Children were transported to a central venue in each district
- School Selection Basis – Schools feeding into Secondary Schools with poor behaviour records

The Activities

During the workshop the children visited three different activities looking at:

‘How to catch a bus’

- The bus operator ran this activity.
- An on-bus lesson in safe travel. Covering all the steps of a safe journey from queuing and boarding, through paying fares, use of emergency doors, to alighting safely and sensibly.
- The session was intended to be interactive, getting pupils to act out scenes activity link action with consequence. For example, children were allowed to sit in the drivers seat to view events from that perspective.

'How to get around':

- Metro staff ran this activity.
- A lesson on planning journeys by public transport
- This was a classroom based activity. Worksheets took children through the steps of planning a journey using timetables. In addition children were taken in groups of 2-3 on to the laptop computer to plan a journey using Metro's journey planner. A version of the journey planner was downloaded on to the laptop, as internet connection was not always reliable.

'How to save the world':

- Representatives from the District school travel planning and road safety teams ran this session.
- A session on the environmental impacts of transport choices.
- A customised 'Fresco' resource pack was used in this session (with the exception of the workshops in Wakefield where the children made their own air propelled buses – see below)
- The 'Fresco' resource pack is a free standing, interactive activity with games and tasks relating transport to pollution and the environment, road safety, and health. Children have to find the answers and place magnetic answers on the correct places.

Making air propelled buses: The team from Wakefield tested out a different activity. The children were set the task of designing, making and racing air propelled buses. The underlying message of this task was to promote thought about sustainable forms of transport. The buses were made from cardboard boxes with wooden wheels fixed in place. An inflated balloon inside the box propelled the buses forwards by blowing air out of a hole in the back of the box.

Young Person's Photo Cards

Children were given the opportunity to get their Young Person's Photo Card at the workshop. The application forms were sent to schools prior to the workshops so that children could bring them along filled in. While the children were going around the activities the applications were processed and the cards given out to them on departure.

Competition

A poster competition was held to encourage children to concentrate and take the sessions seriously. Prizes were offered to children who produced posters showing what they had learned during the SAFEMark sessions. Metro backpacks filled with goodies were offered as prizes.

Handouts

When the children left their workshop they were each given a sheet of Junior SAFEMark stickers, a yellow bug and a SAFEMark student guide, containing the code of conduct. The teachers were handed a pack containing yellow bus newsletters, MetroCard leaflets, the competition forms and feedback forms.

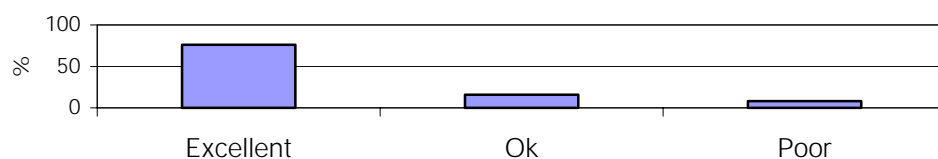
Feedback and Evaluation

- 1150 children attended the workshops from 36 schools
- 500 Young Person's photocard were issued

Teacher Feedback

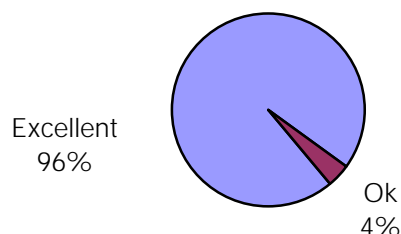
A questionnaire was given to 36 schools that attended the workshop in five districts. A total of **25** (70%) teachers responded to the questionnaire. It is not known which district each response came from.

1. Opinion of transport to and from the venue



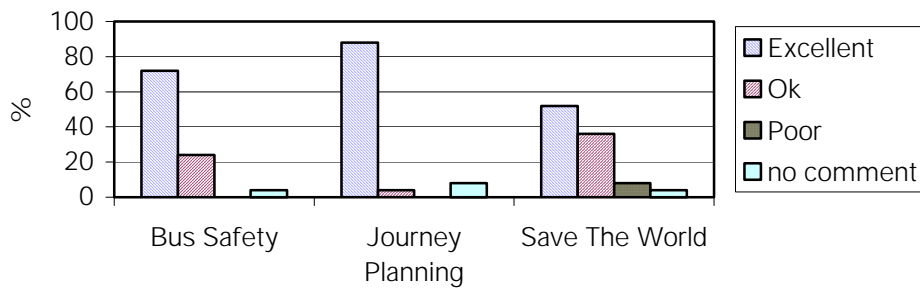
- Nearly 80% of teachers considered transport to the venue as excellent.
- Feedback suggestions include: Provide a written itinerary prior to the event, to include pickup and drop off times, destination and so on.

2. Opinion of the overall organisation of the workshop



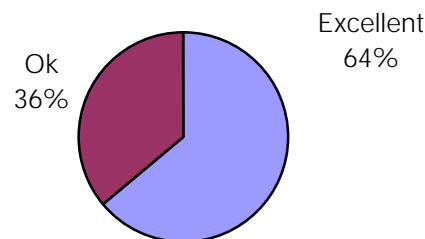
- Again, the response was fantastic with some very positive comments. Feedback suggestions include:
 - Provide a site risk assessment to the school prior to the event
 - Provide name badges for all staff
 - Provide refreshments (or access to) for students

3. Opinion of the quality of each activity



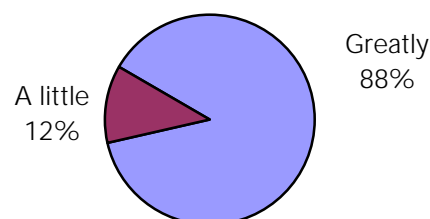
- The Journey Planning activity was extremely well received. Feedback suggests the session should allow for different academic abilities. Requests for follow on work were noted.
- Feedback suggests the Save The World session is too easy for year 6 students and does not allow them to learn enough through participation.
- More variety is called for in the Bus Safety scenario.

4. Opinion of the suitability of the venue



- Again, the teachers considered the venues very well.

5. How much do they think the children benefited



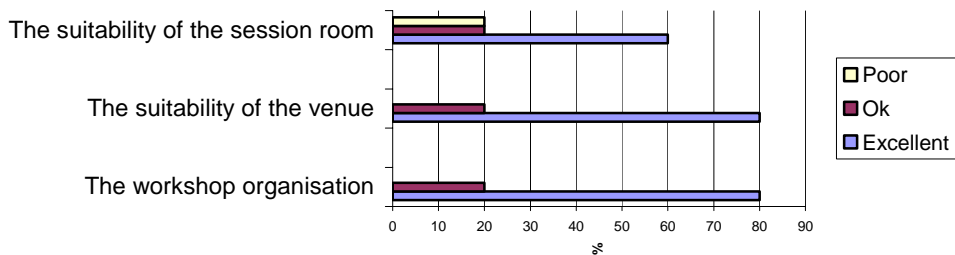
- Another fantastic response.
- As previously stated in question 3 some teachers considered aspects of the workshop too easy. Therefore some children did not benefit as greatly as others.
- Feedback included: An excellent initiative, well worth doing

Workshop Leader Feedback

Save The World Session

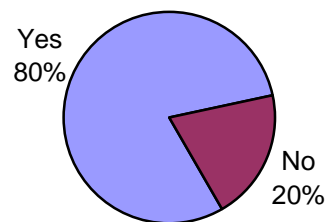
A session leader from **all** 5 districts completed the 'Save The World' questionnaire.

1. Opinions of...



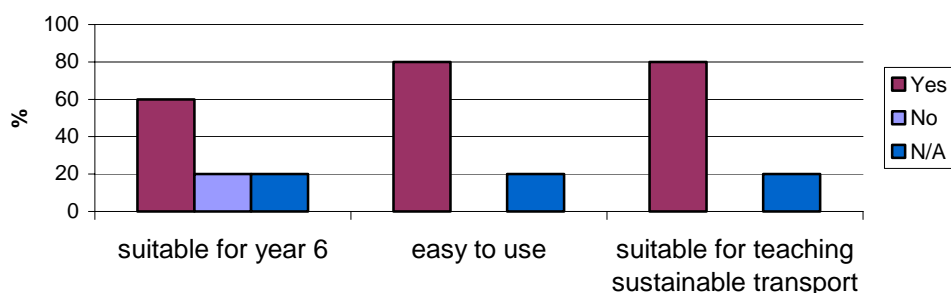
- The response was brilliant. The Kirklees session room was smelly and the leader did not have sole use of room.

2. Did the session leaders use the Fresco resource?



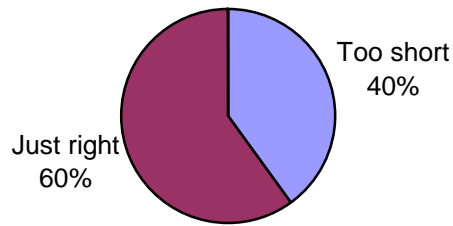
- One district used the time to make balloon powered buses.

3. Do the session leader think the resource is....



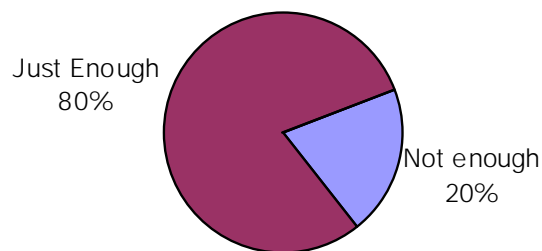
- The 'Fresco' Pack was received brilliantly in terms of its suitability to teach sustainable transport and for its ease of use. It was less well received in terms of its suitability for year 6 students.

4. Do the session leaders think the 20minute session was...



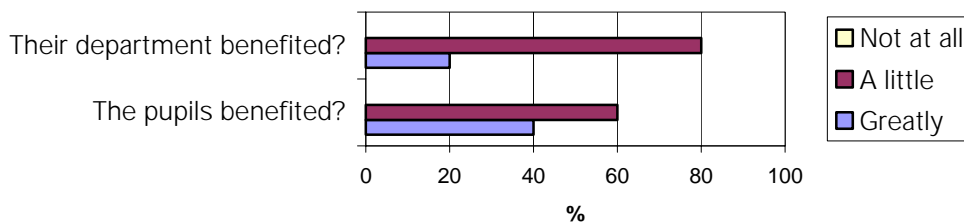
- There was a fairly mixed opinion in terms of session time.
- Some found it difficult to justify time spent at the workshop versus number of children seen whilst others thought more time was needed to complete the tasks in the Fresco Pack.

5. What do the session leaders think about the Metro staffing numbers?



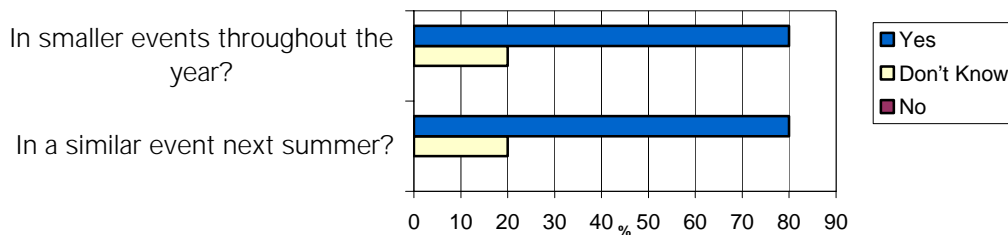
- The vast majority of Session Leaders considered enough Metro staff to be present.

7. Do the session leaders believe....



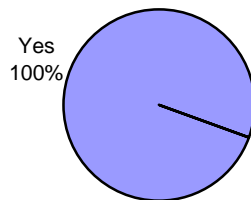
- There was a positive belief that all pupils benefited from the session. Feedback suggests the current Fresco pack needs tweaking in terms of activity level and timing to benefit future workshops.
- All session leaders believed their department benefited at least a little from the workshop.

8. Do the session leaders think their department would be able to participate....



- Virtually all session leaders believed their department would be able to participate in another similar event (s) next year.

9. Do the session leaders think the children would benefit from preparatory or follow-up work?



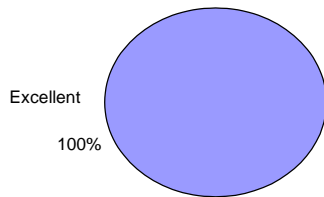
- All persons involved have the opinion children would benefit from either preparatory or follow up work.
- There was a range of suggestions:
- Provide a teacher pack containing lesson plans based on National Curriculum. For example, Sustrans produce a useful pack.
- Design posters to show benefits of sustainable transport.
- Use relevant Internet site games.
- Pupils should plan their new route to high school and practise it before the end of year 6.
- Give pupils coping strategies for others' bad behaviour in order to empathise with them as victims.
- Give incentives for sustainable travel with ideas of social and personal benefits.

Journey Planning Session Feedback

In total, 13 staff from various departments at Metro House attended the Junior SAFEMark event and completed an evaluation questionnaire. The staff attended workshops in at least one or more of the districts.

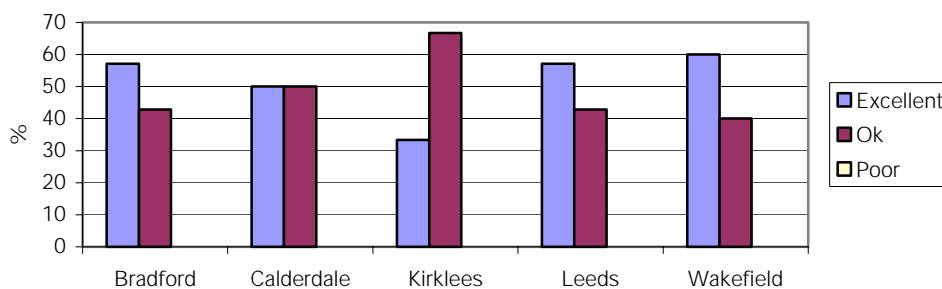
1. Opinions of...

(I) The workshop organisation



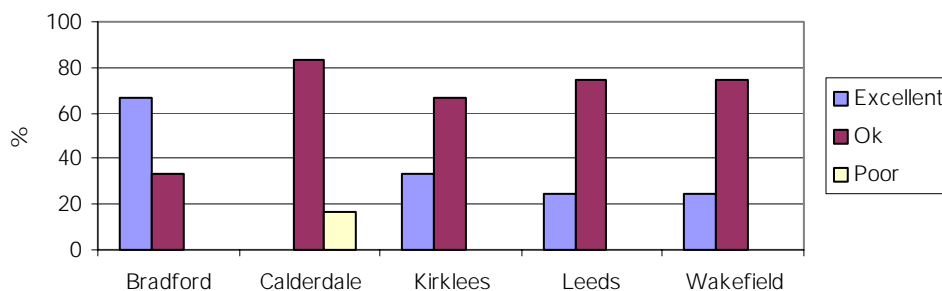
- Everybody thought the workshop was organised excellently!

(II) The suitability of the venue



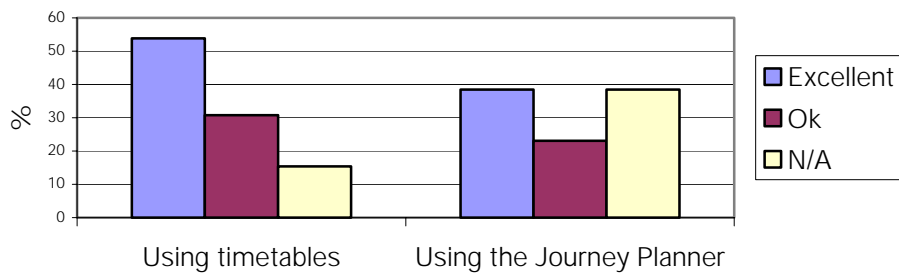
- Overall, the event venues received a very good response, with Wakefield achieving the best result and Kirklees the worst.

(III) The suitability of the session room



- An ideal room for the journey planning session should:
- Be large enough to seat all students at tables with chairs
- Have natural lighting
- Have exclusive use for Junior SAFEMark for the duration of the event

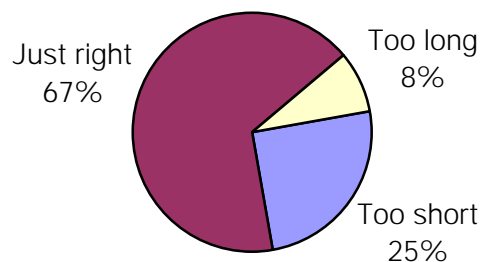
2. Opinions of lesson, in term of....



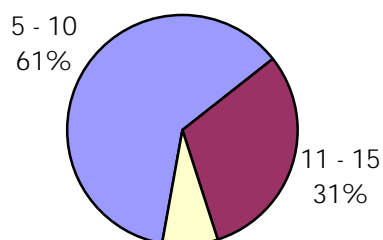
- The Timetable lesson received an excellent response. Suggestions for improvement include:
 - Proof read worksheets
 - Provide enough maps and timetables for all children
 - Allow for different academic abilities
 - Devise a simpler exercise that students could do more easily alone
 - Provide timetables for children to take away

- The Journey Planner lesson received a good response. Suggestions for improvement include:
 - Provide more lap tops

3. Opinions regarding the 20minute session length?




4. Opinions about the ideal group size?



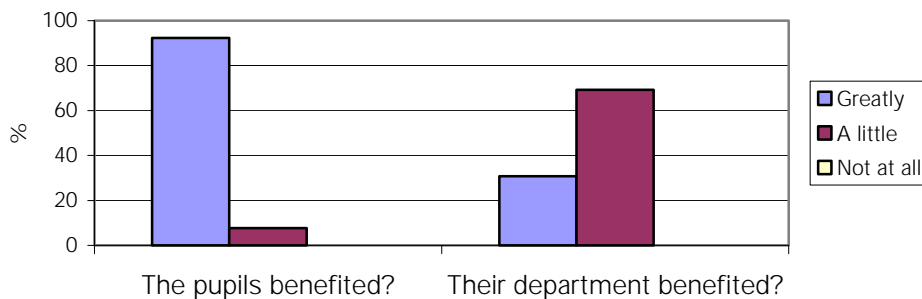
- The results indicate the ideal group size to be between 5 – 10 students and for those to attend a session for twenty minutes in duration.

5. Opinions regarding the number of Metro staff present



- On the vast majority of days, session leaders considered the right number of staff to be present.
- The number of children at the workshop should reflect the number of staff present.

6. Do the session leaders believe....



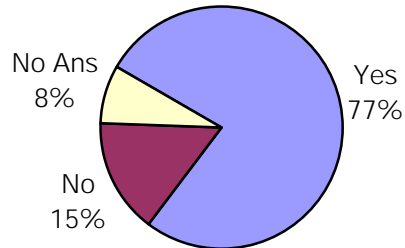
- It was believed the pupils benefited greatly from the event
- The session leaders believed their own department benefited a little from the event itself

7. Would the session leaders be able to participate....



- Apart from those persons who didn't know the answer, all the rest believed they would be able to participate in a similar event (s) next year.

8. Do the session leaders think the children would have benefited from preparatory or follow-up work?



- There have been some excellent suggestions to consider in the event of a similar workshop next year. They include:
- Ensure students are adequately prepared for the journey to the event
- Use curriculum based material for both prep / follow up work to cover topics such as: current travel habits, sustainable transport etc
- Devise quizzes, writing competitions with prizes
- Plan a route to secondary school, travel centre, favourite place
- Produce more practise worksheets

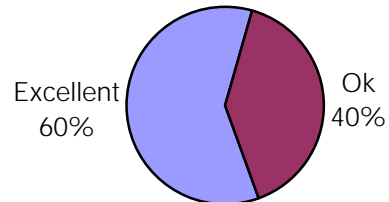
In addition the following comments were noted:

- Send invites to schools earlier
- Undertake risk assessments
- Make more detailed travel arrangements
- Make a future link with Yellow Bus
- Provide all staff and volunteers with name badges
- Provide cakes, pub and air hockey after every session

Bus Safety Session Feedback

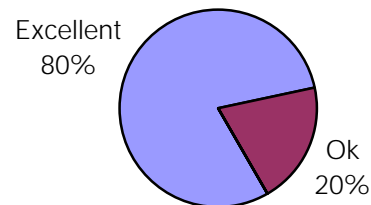
A questionnaire was given to the 6 bus operators that attended the workshop in the five districts. A total of 5 (83%) bus operators responded to the questionnaire.

1. Opinion about workshop organisation



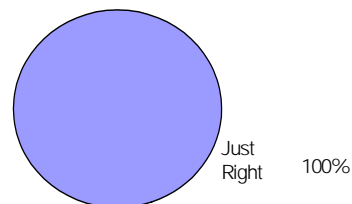
- The majority of bus operators considered the organisation of the workshop as excellent.

2. Opinion about workshop venue



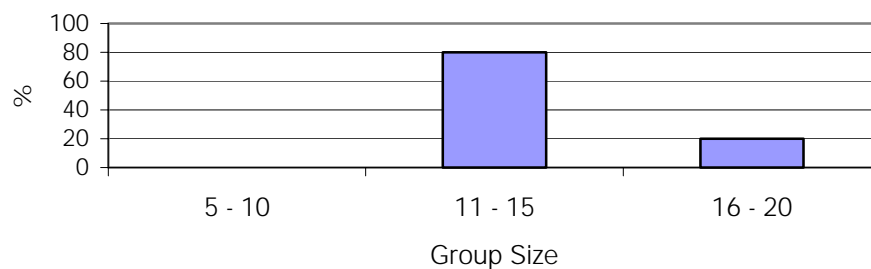
- The bus operators thought the venues were mainly excellent.

3. Opinion regarding the 20minute session length



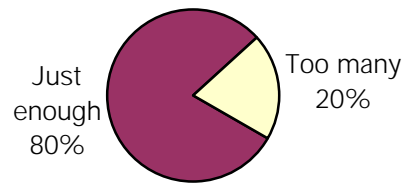
- All bus operators thought the timing was perfect.

4. Opinions of ideal group size...



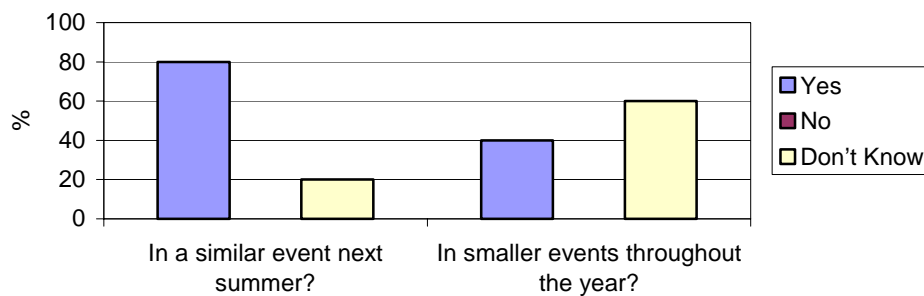
- 80% of bus operators consider the idea group size to be 11 –15

5. Opinions regarding the number of Metro staff present



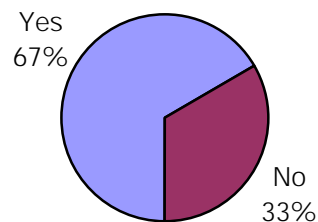
- The bus operators thought enough Metro staff to be present to facilitate the workshop.

8. Would the bus operator be able to participate...



- The bus operators were very positive about their likelihood to participate in similar event(s) next year. A fairly high percentage of persons did not know without consultation with their management.

9. Do the bus operators think the children would benefit from preparatory or follow-up work?



- A very high percentage of the operators believe the children would benefit from preparatory or follow-up work, suggestions include:
- Introduce students at age 8 or 9 to buses in schools
- Use follow up work to maintain awareness of behaviour and safety issues regarding public transport

Lessons learned relating to organisation

- Begin inviting schools earlier in school year (January)
- Conduct risk assessments for workshops at each venue and make available to schools
- Include in confirmation to schools – details of venue location, and risk assessment, if the transport will be seat belted or not
- Have water available for children during at least one session
- A space where children can sit down for the welcome and debrief sessions is essential. Preferably indoors.
- Ensure transport arrangements are planned in detail (pick up times, routes etc.)
- Proof read worksheets
- Ensure school name can be written on feedback form or pre-write on form itself
- Have all helpers CRB checked
- Have a briefing pack available for all workshop helpers or hold a briefing meeting every day. It may not be the same individual everyday
- Have a preparation or follow up pack for schools.
- Prepare packs of relevant local public transport information for teachers to take away.
- Order sufficient maps and guides and timetables for the journey planning session for the pupils to take away – they always write on them anyway.
- Have 3 or four activities in the save the world session that take the same amount of time to complete.
- Have follow up work for teachers to take away. A worksheet or activity relating to each session to confirm the message.

Other methods to deliver the Junior SAFEmark Message throughout the year include:

- Bradford - 'Staysafe' at the Positive Lifestyle Centre
- Calderdale - Safety for Life
- Kirklees - Danger Rangers
- Leeds - Safety Rangers
- Wakefield - None